

Production Report Panel



This panel displays a summary of the factories under the control of the Empire.


Each **Factory** displayed, is identified with its **Name**.


Also, the **icon** of the **class** under production is displayed, along with the number of **stardate tenths** remaining before the production is completed.

The name of the **planet** and **star system** where the **Factory** is located is also shown.


The **Factory Control Panel** can be accessed for any factory displayed on the list. A **Factory** is selected by double clicking the **LMB** on the entry for the desired **Factory**.

The small button at the lower left side of the screen is the **Galaxy**  or **Sector**  toggle button.

When the  indication is displayed, the report displays all the factories in the sector (**Operations Map**), and pressing the button will switch the report to display all factories in the galaxy.

When the  indication is displayed, the report is displaying all the factories in the galaxy, and pressing the button will switch the report to display just those factories in the sector (**Operations Map**).

The next small button  is the **Help** button and displays this information.

The button on the lower right  is the **Exit** button and will exit the report.

